



# THE WEEKLY MEMO

2022-2023, Issue #29 - April 17th, 2023- Editors: Angie Salazar & Ashley Clayton

## Mission Statement

Southern Oregon Head Start prepares all children and their families for success in school and throughout life.

**THANK  
YOU  
FOR  
MAKING  
A  
DIFFERENCE  
EVERY  
DAY.**

### Weekly Memo Submission

Please send your PDF's, jpegs, and text to

Angie Salazar-

[asalazar@socfc.org](mailto:asalazar@socfc.org)

By Thursday @ 12 p.m.

INSIDE

- 2) Having Fun During the Center Meeting!
- 3) AED Excitement
- 4) Brilliant Minds Meeting
- 5-6) Embracing Diversity
- 7-8) Abrazando la Diversidad

## Meetings and Trainings

### April 17 —Monday

- 9:00-12:00 Ed Coach/Sup Workday, Teams
- 9:30-11:30 Ed Management Meeting, Teams
- 1:30-3:00 0-5 Site Managers Meeting

### April 18 —Tuesday

- 9:00-11:00 Directors Meeting, Blue Building Conf. Rm.
- 10:30-12:30 Hold for Education Interviews, Virtual
  - 1:30-3:30 PC Meeting, Virtual

### April 19 —Wednesday

- 9:00-10:30 Department Directors Meeting, Blue Building Conf. Rm.
- 10:00-11:00 Family Services Cohort: Mental Health/Dis., Teams
  - 12:00-3:30 Listo Prep, Blue Building Conf. Rm.
  - 1:00-2:45 Hold for ECHV Interviews, Virtual
  - 2:45-4:00 Hold for EHS TA Interviews, Virtual

### April 20 —Thursday

- 8:00-4:30 Area Staffings, Blue Building Conf. Rm.
  - 5:45-7:45 Board of Directors, Teams

### April 21 —Friday

- 10:30-11:30 Recruitment Committee Meeting, Teams
  - 12:00-2:00 TLC, Blue Building Conf. Rm.
- 1:00-2:30 Hands-On CPR Class, Blue Building Conf. Rm.

# Having fun during the Center Meeting!

The winners during our center meeting during our teaming activity, the marshmallow challenge!



Submitted by: Erynn Hoie

# AED Excitement

Laurie Hester caught full of excitement, as soon we will have AED's in each center!



Submitted by: Raquel Rodriguez

# “Brilliant Minds in a Meeting”

Suggested by Steve

It seems they understood the “wear plaid to work” assignment!



Submitted by: Raquel Rodriguez

# Walking Field Trip

The Grants Pass Highschool had the opportunity to go on a walking field trip to see where the BIG kids go to school. GPHS is considered a lab school, so high schoolers studying Early Childhood Education come to class and observe the teaching staff as well as interact with the students. We walked the halls, got to see the flag pole, trophies, and take a class photo with the Caveman.



Submitted by: Paige Payne

# Walking Field Trip



Submitted by: Paige Payne

# EMBRACING DIVERSITY



## WHY IS DIVERSITY IMPORTANT?

Diversity is important because it adds value, depth, beauty, perspective, and ideas that enrich humanity as a whole. It is important to recognize and learn about what makes you different from someone else and how those differences may impact you. The world is filled with many things and is naturally very diverse, it only makes sense that people are too. Oneness in Diversity!

## QUESTIONS TO ASK YOUR KIDDOS TO ENCOURAGE CURIOSITY



What types of food do you like? Do you want to learn more about where that food comes from with me?

What do we do for fun in our family?

How do we show each other love at our house?

What are our traditions?

We could learn a lot from crayons. Some are sharp, Some are pretty, Some are dull, Some have long or short names, and are all different colors, But they all have to live in the same box. How are people similar to a box of crayons?

## ACTIVITIES TO DO WITH YOUR CHILD

### Egg Activity

Items Needed Two eggs, one white, and one brown.

Ask children what's different about the eggs, what's the same? Have children crack open the eggs and ask them what's different and what's the same? Finish by explaining to children that just like these eggs, people can come in all sorts of different sizes, colors, and shapes too. But we're all alike on the inside because we're all people who have value.

### Elephant perspective

Items Needed Different pictures of the same object.

Have kid(s) each look at a different picture of the same object and ask them to describe it to you, what's different about their views? What's similar? Reveal the object and ask them to find the part that is the same from their picture.

Try one of these activities at home and let us know how it went for your chance to receive an incentive!





## BOOKS ABOUT DIVERSITY

### TIPS FOR TEACHING

Expose your kids to difference. Preschool age is the prime age to expose and talk about differences. Are you kids experiencing differences in their every day lives? For example, are they exposed to different races, ethnicities, religions, or have they met people with a disability? If not, find ways that offer this opportunity to talk about these, such as community events, books, tv shows, etc.

Role model appropriate reactions and interactions. We all have internal biases and we need to be honest with ourselves about these biases and aware of our reactions because children observe and mimic our behavior. We need to work hard to be friendly to everyone and use positive language that is not offensive. Preparing children for our diverse world is being intentional about our conversations and interactions.


Talk about difference and keep talking about it. Resist the urge to shush kids from talking about differences, it causes taboo and makes your child feel ashamed. Encourage your child to describe what they are seeing, what they think about it, and how it makes them feel. By opening the conversation, children will open up to you more about what they hear. It helps encourage them to understand how to stand up for people.




The Skin You Live In, by Michael Tyler




Love Makes a Family, by Sophie Beer




ABC What Can She Be? by Sugar Snap Studio




Same, Same, But Different, by Jenny Sue Kostecki-Shaw



The Colors of Us, by Karen Katz



Whoever You Are, by Mem Fox



Babies Around the World, by Puck

### Additional Resources

More books about diversity: <https://theeverymom.com/diverse-childrens-books/>

Reference: <https://www.healthpartners.com/blog/teach-them-to-embrace-diversity/>

More activities: <https://talkingsteaching.org/assets/illustrations/Tips-Calendar-EN-Lets-Talk-About-What-Makes-You-Unique.pdf>

D is for Diversity, Sesame Street Videos: [https://www.youtube.com/playlist?list=PL8TioFHUwFtbDjA\\_n15fK9rbf-07wE5j](https://www.youtube.com/playlist?list=PL8TioFHUwFtbDjA_n15fK9rbf-07wE5j)

More conversation starters and activities: <https://www.mentoring.org/wp-content/uploads/2020/03/Diversity-Discussion-Starters.pdf>



# ABRAZANDO LA DIVERSIDAD



## ¿POR QUÉ ES IMPORTANTE LA DIVERSIDAD?

La diversidad es importante porque agrega valor, profundidad, belleza, perspectiva e ideas que enriquecen a la humanidad en su conjunto. Es importante reconocer y aprender sobre lo que te hace diferente de los demás y cómo esas diferencias pueden afectarte. El mundo está lleno de muchas cosas y es naturalmente muy diverso, y tiene sentido que las personas también lo sean!

!Unidad en la Diversidad!



## PREGUNTAS PARA HACERLE A TUS HIJOS PARA FOMENTAR LA CURIOSIDAD

¿Qué tipos de comida te gusta hacer?  
¿Quieres aprender conmigo más acerca de donde viene la comida?

¿Qué hacemos para divertirnos en nuestra familia?

¿Cuáles son nuestras tradiciones?

¿Cómo nos mostramos amor en nuestra casa?

Podríamos aprender mucho de los crayones: algunos son nitidos, algunos son bonitos, algunos son aburridos, algunos tienen nombres largos o cortos y todos son de diferentes colores, pero todos tienen que vivir en la misma caja. ¿En qué se parecen las personas a una caja de crayones?

## ACTIVIDADES PARA HACER CON TU HIJO

### Actividad del huevo

Artículos necesarios: dos huevos, uno blanco y uno marrón.

Pregunte a los niños qué tienen de diferente los huevos, ¿qué es lo mismo? Pida a los niños que abran los huevos y les pregunte ¿qué es diferente? y ¿qué es igual? Termine explicando a los niños que, al igual que estos huevos, y las personas también pueden venir en todo tipo de tamaños, colores y formas diferentes! Pero todos somos iguales por dentro porque todos somos personas valiosas.

### Perspectiva del elefante

Elementos necesarios: diferentes imágenes del mismo objeto.

Pida a los niños que miren una imagen diferente del mismo objeto y pídale que se la describan. ¿Qué tienen de diferente sus puntos de vista? ¿Qué es similar? Muestre el objeto y pídale que encuentren la parte que es igual a su imagen.

¡Prueba una de estas actividades en casa y cuéntanos cómo te fue para tener la oportunidad de recibir un incentivo!





## LIBROS ACERCA DE LA DIVERSIDAD




### CONSEJOS PARA ENSEÑAR

Exponga a sus hijos a la diferencia. La edad preescolar es la mejor edad para exponer y hablar sobre las diferencias. ¿Niños, ustedes están experimentando diferencias en su vida diaria? Por ejemplo, ¿están expuestos a diferentes razas, etnias, religiones o han conocido a personas con alguna discapacidad? De lo contrario, busque formas que ofrezcan esta oportunidad de hablar sobre estos, como eventos comunitarios, libros, programas de televisión, etc.


Modele reacciones e interacciones apropiadas. Todos tenemos prejuicios internos y debemos ser honestos con nosotros mismos acerca de estos prejuicios y conscientes de nuestras reacciones porque los niños observan e imitan nuestro comportamiento.

Necesitamos trabajar duro para ser amigables con todos y usar un lenguaje positivo que no sea ofensivo. Preparar a los niños para nuestro mundo diverso es ser intencional en nuestras conversaciones e interacciones.


Hablar de la diferencia y seguir hablando de ello. Resista la tentación de hacer callar a los niños para que no hablen sobre las diferencias, ya que genera un tabú y hace que su hijo se sienta avergonzado. Anime a su hijo a describir lo que está viendo, lo que piensa al respecto y cómo lo hace sentir. Al abrir la conversación, los niños se abrirán más a usted sobre lo que escuchan. Ayuda a alentarlos a comprender cómo defender a las personas.




I Like It When... / Me Gusta Cuando...




Lil Libros: Counting With - Contando con Frida



Señorita Mariposa



What Can You Do with a Paleta / ¿Qué Puedes Hacer con una Paleta?



The Colors of Us, by Karen Katz



Be Bold! Be Brave! || Latinas who made U.S. History

### Recursos adicionales

Más Libros acerca de la diversidad <https://theeverymom.com/diverse-childrens-books/>  
<https://www.healthpartners.com/blog/teach-them-to-embrace-diversity/>

Más Actividades: <https://takingsteaching.org/assets/illustrations/Tips-Calendar-EN-Lets-Talk-About-What-Makes-You-Unique.pdf>  
 D is for Diversity, Sesame Street Videos [https://www.youtube.com/playlist?list=PLBTioFHUbuWfTbDJA\\_N15fK9rbf-07wE5j](https://www.youtube.com/playlist?list=PLBTioFHUbuWfTbDJA_N15fK9rbf-07wE5j)

Más conversaciones y actividades: <https://www.mentoring.org/wp-content/uploads/2020/03/Diversity-Discussion-Starters.pdf>

